




























JANTZEN AUDIO

Local VAT rates for the European Union

| | | | | | |
|---|-----------------------|--------------|---|--------------------|------------|
|  | Austria | 20% |  | Italy | 22% |
|  | Belgium | 21% |  | Latvia | 21% |
|  | Bulgaria | 20% |  | Lithuania | 21% |
|  | Croatia | 25% |  | Luxembourg | 17% |
|  | Cyprus | 19% |  | Malta | 18% |
|  | Czech Republic | 21% |  | Netherlands | 21% |
|  | Denmark | 25% |  | Poland | 23% |
|  | Estonia | 20% |  | Portugal | 23% |
|  | Finland | 25,5% |  | Romania | 19% |
|  | France | 20% |  | Slovakia | 20% |
|  | Germany | 19% |  | Slovenia | 22% |
|  | Greece | 24% |  | Spain | 21% |
|  | Hungary | 27% |  | Sweden | 25% |
|  | Ireland | 23% | | | |